



Training International Students on Sexual Assault Awareness

CONAHEC 2019 | LAS CRUCES, NM | APRIL 3, 2019

Student Stories: Cultural Backgrounds Explored



Cultural Views on Sexual Assault:
International Student Stories

Link: www.internationalstudentinsurance.com/explained/cultural-views-sexual-assault-video.php

Presenters



Alejandra Ramírez
Marketing Coordinator

International Student Insurance

Agenda

- Introduction to Sexual Assault and Consent
- Sexual Assault Awareness - Staying Safe/Bystander Intervention
- Resources

Sexual Assault Statistics




1 IN **5** WOMEN
ARE **SEXUALLY**
ASSAULTED
WHILE IN COLLEGE¹

¹ Source: RAINN.org

Majority of Sexual Assaults are **Not Reported**

ONLY OF FEMALE¹
20 STUDENT
PER CENT VICTIMS
REPORT TO LAW
ENFORCEMENT



¹ Source: RAINN.org


Consent

Additional Challenges for International Students

International students bring their respective cultures and expectations to the United States. A victim will face many obstacles but there are additional barriers including:

- Language
- Cultural differences
- Lack of support network





Marriage is **NOT** consent

Do **NOT** make assumptions about a person's clothing



Being incapacitated is **NOT** consent



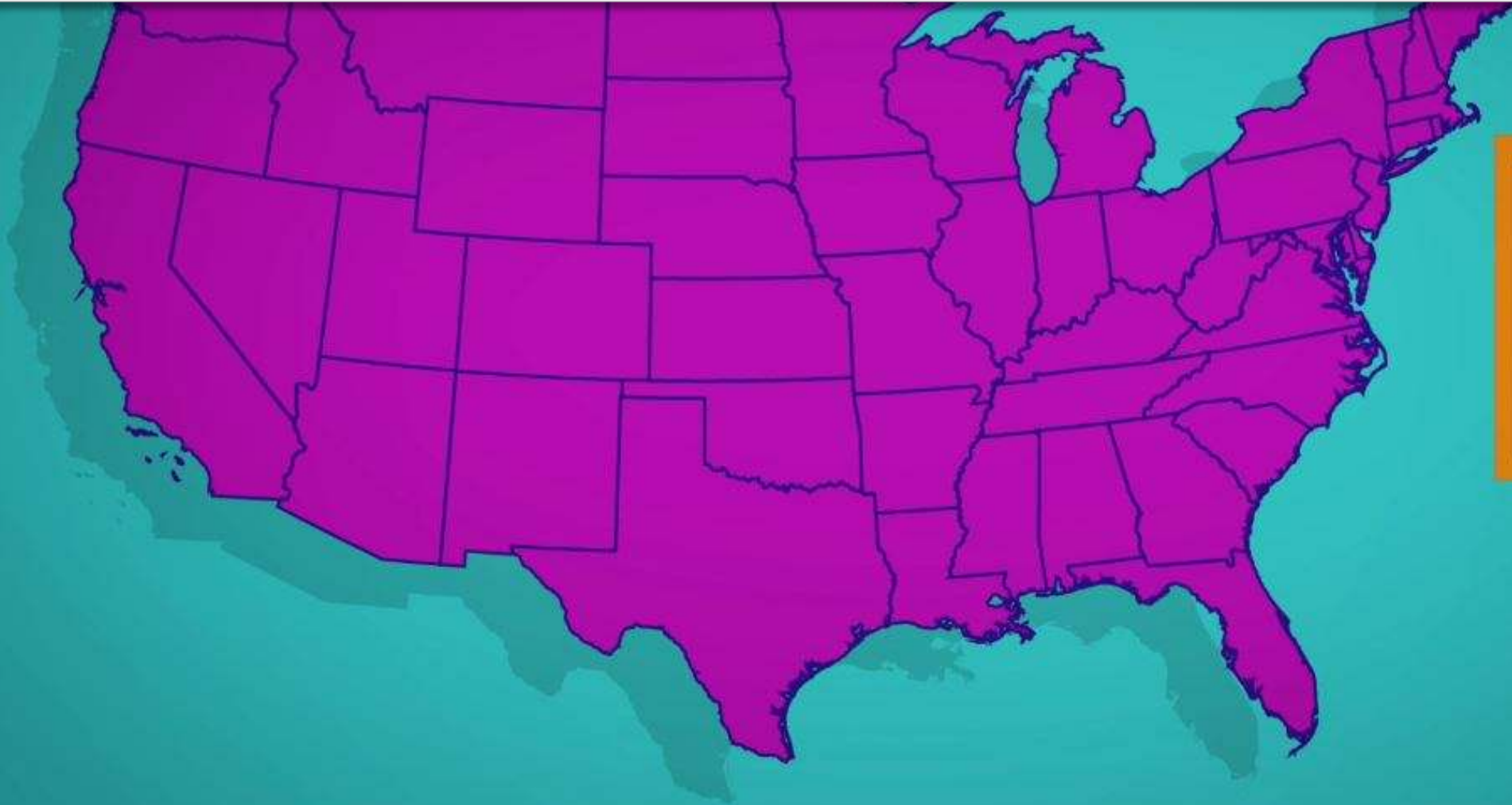
Consent *for* International Students

Consent has many definitions in different countries. This is a key concept to helping your international students understand consent.

In the US, consent is **NOT**:


- Marriage/being in a relationship
- A person's clothing
- Flirting/Kissing/Touching
- Being incapacitated
- Previous consent
- Being under the legal age of consent

Being under the legal age of **Consent**



Ongoing Consent

YES



NO



Sexual Assault and Consent

Understanding Consent:

Consent means that a sexual activity is agreed upon by **both parties every step of the way**

- Verbal: “Yes”
- Voluntary (freely given)
- Active (not passive)
- Clear words or actions
- Contemporaneous to the actions
- Can be withdrawn at any time
- No means no but nothing also mean no

Interactive Group Scenarios

SA activity

Identifying Consent

Interactive Group Scenarios

Peter and Stacey are dating and have talked about waiting to have sex. One evening while Peter and Stacey were making out, Peter gets caught up in the moment and decides to go for it. He asks Stacey quickly, she responds with “I’m not sure, I guess, okay,” but doesn’t stop him immediately and they begin having sex. After a few minutes, Stacey pushes him off her and asks Peter to leave. Later, her roommate hears her crying in the next room. The next day, Peter calls and says he is sorry but says that she had agreed to have sex before they even started. He doesn’t understand why Stacey is upset.

Sexual Assault Awareness

Staying Safe/Bystander Intervention

Staying safe - Safety on Campus

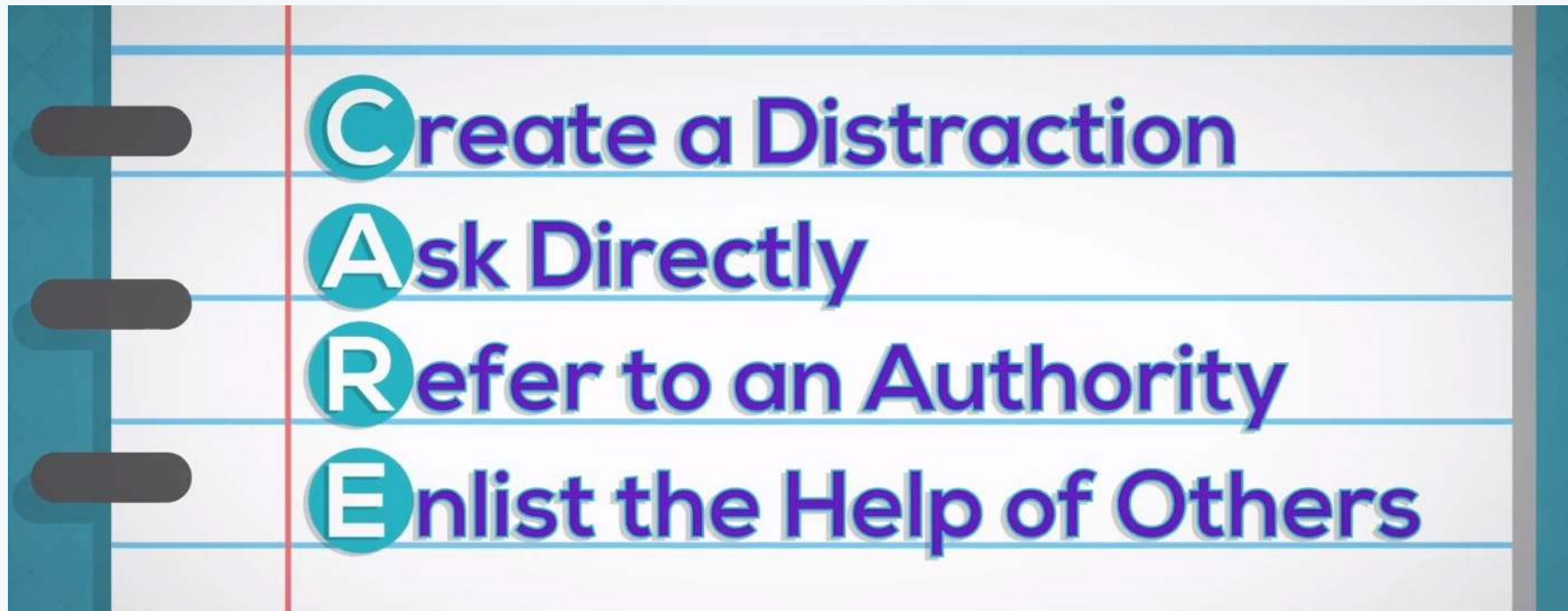
Informing your international students on ways to staying safe on campus and actively care for their peers:

- Build a relationship with your students
- On-campus resources
- Encourage your students to be active bystanders

Bystander Intervention involves developing the awareness and courage needed to intervene in a situation when another individual needs help.

Staying safe - Bystander Intervention

When it comes to taking a stand and helping someone in need, your students can use CARE:



ISI Sexual Assault Training

ISI Sexual Assault Training

Free [multimedia training program](#) designed to raise awareness among international students about common sexual assault issues.



Powerpoint Presentation

Comprehensive, professionally designed presentation to walk your students through the program.



Video Content

Two videos on sexual assault awareness and student perceptions from around the world.



Student Handout

A downloadable student guide take-away, or we can supply hard copies, to distribute to students.



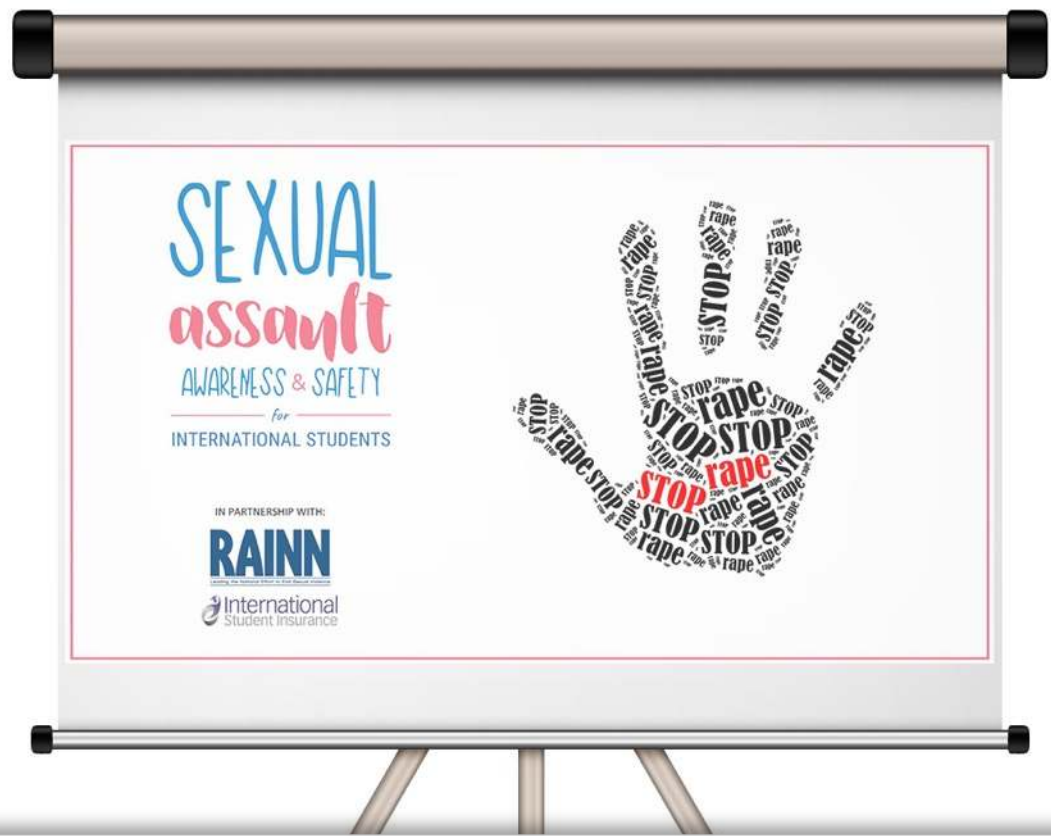
Interactive Activities

Activities that allow students to form into groups and learn about sexual assault & consent.



Proctor Guide

Complete guide to walk you through the program and how to present the session to students.



Presentation

Proctor Guide

SEXUAL assault

AWARENESS & SAFETY
— explained for —
INTERNATIONAL STUDENTS

Students

...il students. We hope that
...ness about sexual assault
...including the presentation,
...Designed to be about an hour
...the presentation, interactive
...al students.

...that can be found on the right.
...used when interacting with students.

Main Talking Points:

- Introduction of session
- What we are going to cover
- Who are we

Sexual Assault



...about sex, consent, and sexual assault. Although this is an important
...sensitive topic, so during this presentation, if you need to leave at any point
...to do so.

...Designed by International Student Insurance in partnership with RAINN (Rape,
...etwork). RAINN created and operates the National Sexual Assault Hotline in
...1,000 local sexual assault service providers across the country.

...ic of sex, consent, and sexual assault is rarely or never discussed. For others, though,
...g you've heard about before. Either way, in today's discussion, we are
...is openly so that you know more about how systems in the US work, how to
...riends safe, and what you need to know in case something does happen.



Proctor Guide

Slide 2:

Session Overview

- What is Sexual Assault and Consent in the US?
- Staying Safe
- Cultural Backgrounds and Differences
- Seeking Help
- How Your School Can Help



Main Talking Points:

- Roadmap of what we are going to discuss: sexual assault, consent, staying safe, norms around the world, and what do if something happens.

In today's discussion, we are going to cover what sexual assault is. You'll notice that when discussing the definition of sexual assault, the most important word you'll hear is consent. Not only will you know what consent is by the end of the presentation, but hopefully it's a concept that you'll include in every relationship you have. Then, we'll discuss staying safe including what you can do to keep yourself, and your friends, safe by taking a few extra precautions. Like in any place, you always want to be smart and cautious. We'll then look at the topic from other student's perspectives, including laws and cultural norms around the world. Finally, if something were to happen, we'll explain your options, and what we can do as your school to help.

Slide 3:

Introduction to Sexual Assault

Sexual Assault Statistics



Main Talking Points:

- 11.2% of all undergraduate and graduate students experience rape or sexual assault through physical force, violence, or incapacitation
- 1 in 5 women and 1 in 16 men on college campuses
- 2 people who are sexually assaulted for every 1 robbery

This is why we are here today. 11.2% of all undergraduate and graduate students experience rape or sexual assault through physical force, violence, or incapacitation. To give you an idea of how many people that is, that is 1 in 5 women and 1 in 16 men on college campuses. To put that into perspective, that is 2 people who are sexually assaulted for every 1 robbery. Because of this, today's conversation is very important and relevant.



Slide 4:

What is Sexual Assault?



Can someone explain to me what sexual assault is?

<wait for someone to volunteer>

Slide 5:

Introduction to Sexual Assault

Sexual Assault Definition:

In the United States, sexual assault is when a sexual activity happens without the agreement of your partner. It's important that you have consent every step of the way.



Main Talking Points:

- Sexual assault is any type of sexual contact or behavior without consent
- Touching someone in a sexual way or trying to have sex

Sexual assault is any type of sexual contact or behavior that is done without the consent of the other person.¹ It can be anything from touching someone in a sexual way or trying to have sex without the agreement of the other person.

¹ <https://www.justice.gov/ovm/sexual-assault>



Student Activities

Activity #1: What Does It Look Like?

Topic:

Consent

Instructions:

In your group, please have one person read the following questions. After each question, discuss your responses as a group. Take notes as you'll be asked to share your responses at the end of the activity.

Questions:

1. What does it look like or sound like when someone is interested in you?
2. What does it look like or sound like when someone is **NOT** interested in you?
3. What are some non-verbal cues/body language that say "no"?
4. What does it look like or sound like when someone wants you to buy them a drink?
5. What are some non-verbal cues/body language to indicate that someone wants you to kiss them?





Sexual Assault Awareness Video

Electronic Brochure

SEXUAL assault
AWARENESS & SAFETY
explained for
INTERNATIONAL STUDENTS

What is sexual assault?

Any sexual activity without the consent of both parties.

What is consent?

A consensual sexual act or behavior requires that individuals:

- Agree to sexual activity freely and knowingly.
- Do not use threat, intimidation or coercion.
- Are not temporarily or permanently impaired by drugs, alcohol, or any other physical/mental impairment.
- Are not unconscious or asleep.
- Are not under the age of consent (16-18 years old depending on state).

Note: The legal definition of consent varies by state. For a full list of state laws, visit RAINN's database of state laws.

Sexual assault statistics

1 IN 5 WOMEN ARE SEXUALLY ASSAULTED WHILE IN COLLEGE¹

2 SEXUAL ASSAULTS FOR EVERY 1 ROBBERY¹

7 OUT OF 10 RAPES ARE BY SOMEONE THE VICTIM KNEW¹

ONLY OF FEMALE 20 STUDENT PER CENT VICTIMS REPORT TO LAW ENFORCEMENT¹

Source:
1. RAINN - Campus Sexual Violence Statistics.
Please visit rainn.org/statistics/campus-sexual-violence for full citation.

Sexual assault prevention

Bystander Intervention

We all have a role to play in preventing sexual assault. Bystander Intervention is the term used for the help we can all provide anyone who seems to be in a situation that is risky or not quite right.

Remember to **CARE**:

- C**REATE A DISTRACTION
"Let's go get some food!"
- A**SK DIRECTLY
"Would you like me to stay with you?"
- R**EFER TO AN AUTHORITY
Talk to a security guard, bartender or even call 911
- E**NLIST OTHERS
If intimidated, enlist more help in approaching the situation

RAINN

International Student Assistance

Brochure

SEXUAL assault AWARENESS & SAFETY explained for INTERNATIONAL STUDENTS



After an Assault

If you have been assaulted, remember that you are not alone, what happened is not your fault, and there is help available.



- 1. Safety First** - Make sure you are in a safe place and contact someone you trust for support.

IF YOU ARE IN IMMEDIATE DANGER OR SERIOUSLY INJURED, CALL 911.



- 2. It's Not Your Fault** - Something happened to you that you did not want, and it is not your fault.



- 3. Seek Help or Support** - Call the National Sexual Assault Hotline toll-free at 800-656-4673 or online.rainn.org

This confidential resource will connect you to a trained staff member who is there to help and can walk you through your medical and reporting options. The actions you take from there will be up to you!

Visa Requirements

Following a sexual assault, you may choose to access academic accommodations, such as withdrawing from classes or reducing your workload. If your visa requires that you maintain a full-time course load, work with your PDSO (Principal Designated School Official) for approval or talk to your International Student Advisor for advice. This approval can be given for either academic reasons (once per program) or medical reasons (12 months).

Title IX/School Obligations

Your school is federally obligated to make immediate and effective efforts to end sexual harassment and sexual violence. Under Title IX, your school is required to:



Protect you



Cannot discourage you from continuing your education



Take immediate action to ensure you can continue your education



May not retaliate against someone filing a complaint



Provide the option of a no contact directive to your attacker



Provide you with the opportunity to formally present your case against the perpetrator



Provide reasonable accommodations, like room changes, for no additional cost



Contact your Title IX Coordinator if you would like to make a formal report to your school.

REMEMBER, YOU ARE UNDER NO OBLIGATION TO REVEAL YOUR ASSAULT TO YOUR PDSO



Protect you

Cannot discourage you from continuing your education

Take immediate action to ensure you can continue your education

May not retaliate against someone filing a complaint

Provide the option of a no contact directive to your attacker

Provide you with the opportunity to formally present your case against the perpetrator

Provide reasonable accommodations, like room changes, for no additional cost

Contact your Title IX Coordinator if you would like to make a formal report to your school.

REMEMBER, YOU ARE UNDER NO OBLIGATION TO REVEAL YOUR ASSAULT TO YOUR PDSO

Additional Resources

Additional Resources



Sexual Assault Awareness & Safety
— Explained For —
International Students

What is sexual assault and consent?

Sexual assault is any sexual activity without the consent of both parties. You and your partner need to give and get an **ENTHUSIASTIC YES** every step of the way.

Consent is when both people agree, both verbally, physically and emotionally to a sexual activity. It involves checking in with your partner, allowing your partner to stop at any time, being open to your partner changing their mind, and going at a pace that is right for everyone.

[Get a better idea of what constitutes assault and consent >](#)



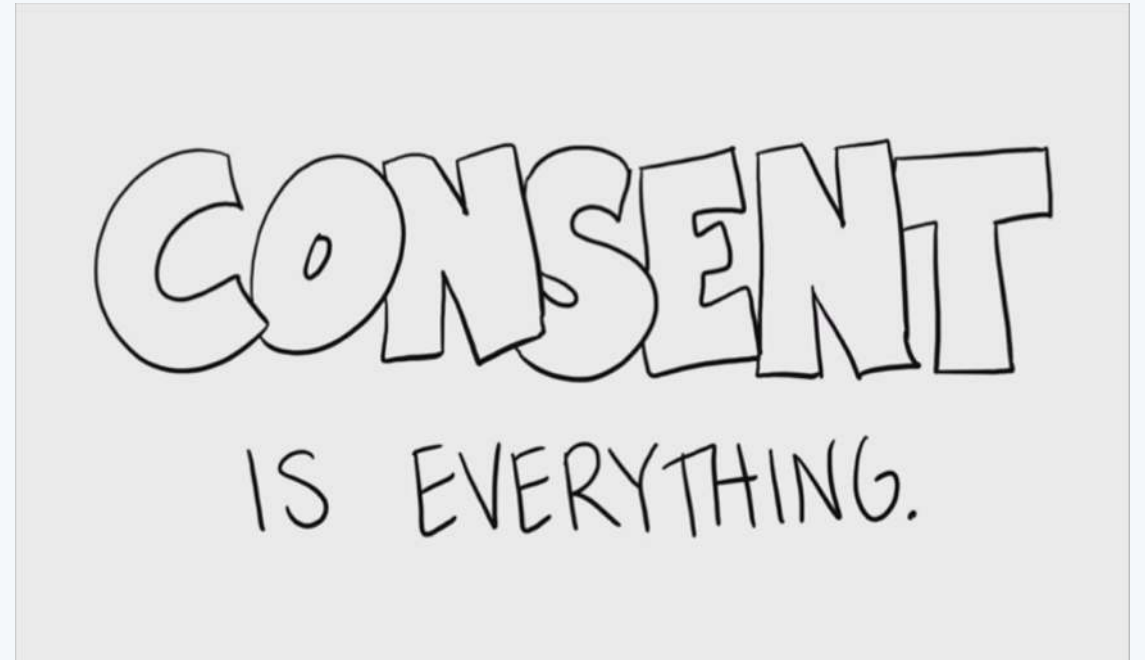
06:18 Sexual Assault Laws in the United States

[Student page](#)

Additional Video Resources



[TED Talk - A Call To Men \(Athletes\)](#)



[Consent Video Resource: Tea Consent](#)

National Sexual Assault Hotline

- Runs the 24/7 Sexual Assault Hotline
- Free & Confidential
- Call: 800.656.HOPE(4673)

Prevention Navigator

- Find sexual assault prevention programs

Find Sexual Assault Service Providers

- Identifies independent providers to help survivors in your area

The screenshot shows the RAINN website homepage. At the top, the RAINN logo is on the left, and navigation links for 'GET HELP 24/7: 800.656.HOPE (4673)', 'LIVE CHAT', 'NEWS', 'PRESS', and 'EN ESPAÑOL' are on the right. Below the header is a navigation menu with links for 'About Sexual Assault', 'Safety & Prevention', 'After Sexual Assault', 'Public Policy & Action', 'About RAINN', 'Get Involved', 'Donate', and 'Get Help'. The main content area features a dark blue banner for 'PREVENTION NAVIGATOR' with a compass icon. The text reads: 'Introducing RAINN's Prevention Navigator. Your guide to sexual assault prevention programs. Learn about programs in use today, leave a review, and find the right program for your campus.' Below this text are two buttons: 'Learn More' and 'Explore'. At the bottom of the banner, there is a yellow bar with the text 'National Sexual Assault Hotline. Free. Confidential. 24/7.' and two buttons: 'Call 800.656.HOPE' and 'Chat Now'.

Students that are exposed to themes like **sexual assault** and educated in **consent** and bystander intervention are at **less risk**.

Thank you!