



Get started with Teladoc

It's quick and easy to set up your account online. Simply visit the Teladoc® website, click **"Set up account,"** and then follow the instructions below.

TELADOC CANCEL REGISTRATION X

Confirm Benefits Create Account Get Care

2/7 Access to Care

We need a few more bits of information to confirm your benefits. Please make sure that the personal information provided is the same as that on the back of your insurance policy.

Already have an account? [Sign in](#)

First Name: _____

Last Name: _____

Date of Birth: _____ Birthplace: _____

Email: _____

Phone Number: _____

Zip Code: _____

Enter a 6-digit PIN Code

CONTINUE >

- 1. **Confirm benefits**
Provide some information about yourself to confirm your eligibility.

TELADOC

Confirm Benefits Create Account Get Care

Your benefits have been found!

We've matched you to a benefits provider. Please confirm below.

My benefits provider

Look me up using my health or insurance provider

CONTINUE >

If you are unsure of the options listed above, it may be because your access to Teladoc is provided by a third party. Please speak to your HR department or call 1-800-TELADOC (855-2562) for assistance.

- 2. **Benefit confirmation**
We'll confirm that we found your benefits. Click "CONTINUE" and finish creating your account.

TELADOC CANCEL REGISTRATION X

> Check Eligibility > Enter Account Information > Get Care

Finish creating your account

Your Teladoc benefits are confirmed. We just need a few more pieces of information to create your account.

Enter Your Home Address

STREET ADDRESS

STREET ADDRESS

CITY

STATE ZIP CODE

PREFERRED PHONE NUMBER Hearing impaired (braille required)

EMAIL ADDRESS

PREFERRED LANGUAGE GENDER

Create Your Username & Password

USERNAME

PASSWORD

CONFIRM PASSWORD

SECURITY QUESTION 1 SECURITY ANSWER 1

SECURITY QUESTION 2 SECURITY ANSWER 2

SECURITY QUESTION 3 SECURITY ANSWER 3

By clicking "Complete Registration" below, I certify that I have read and understand the [Web and Mobile Privacy Policy](#) and agree to be legally bound by the [Web and Mobile Terms and Conditions](#).

COMPLETE REGISTRATION

3. Create account

Enter your contact information, username, password, and security questions.

Talk to a doctor anytime for free

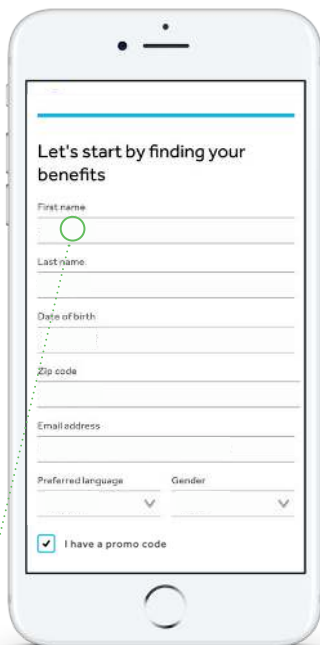
Visit [Teladoc.com](https://www.teladoc.com) | Download the app





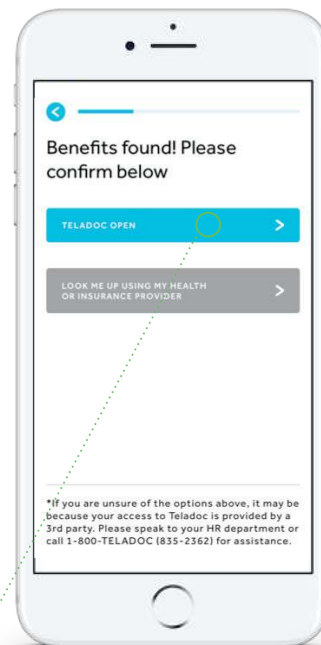
Get started with Teladoc

It's quick and easy to set up your account through our app. Simply download the Teladoc app and follow the four steps you see below.



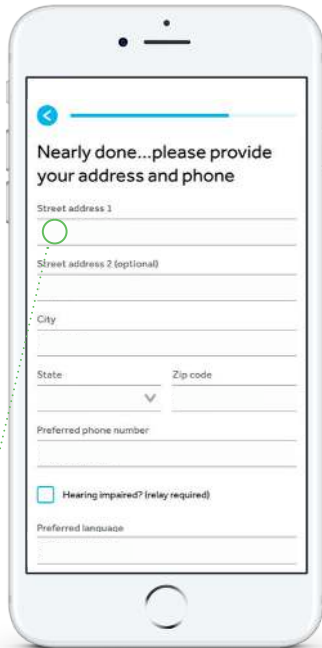
1. Confirm benefits

Provide some information about yourself to confirm your eligibility.



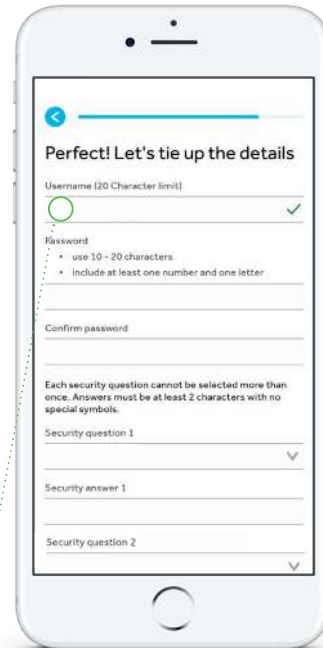
2. Benefit confirmation

We'll confirm that we found your benefits and you'll continue creating your account.



3. Create account

Please provide your contact information and preferred language.



4. Complete account

Create a username, password, and pick security questions to ensure your account is secure.

Talk to a doctor anytime for free

1-800-TELADOC (835-2362)

Download the app

Teladoc.com